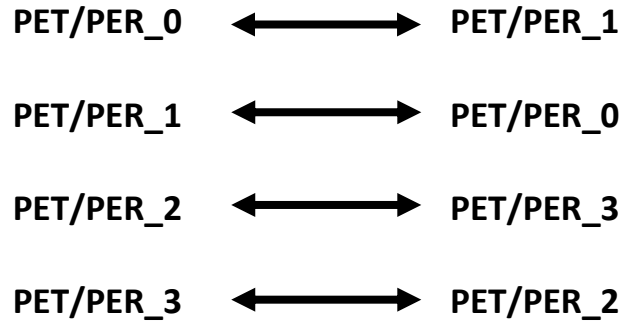


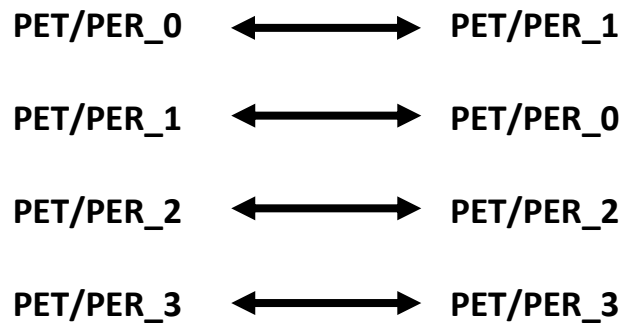
QTL2713 – EDSFF LANE REVERSAL - ADAPTER A DUAL PORT – BOTH PORTS

PCIE LANE ORDERING



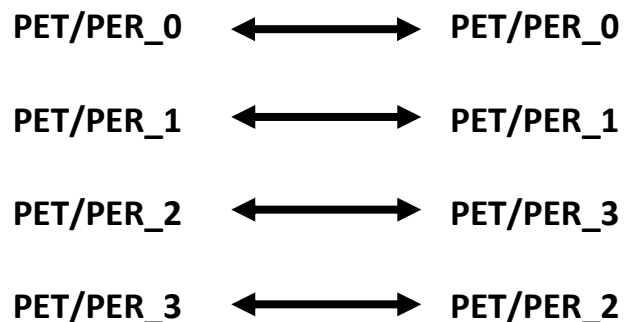
QTL2717 – EDSFF LANE REVERSAL - ADAPTER B DUAL PORT – PORT A ONLY

PCIE LANE ORDERING



QTL2721 – EDSFF LANE REVERSAL ADAPTER C – DUAL PORT – PORT B ONLY

PCIE LANE ORDERING



QTL2725 – EDSFF LANE REVERSAL ADAPTER D – SINGLE PORT – ALL LANES

PCIE LANE ORDERING




PET/PER_0 ↔ PET/PER_3

PET/PER_1 ↔ PET/PER_2

PET/PER_2 ↔ PET/PER_1

PET/PER_3 ↔ PET/PER_0

TEST POINTS (ALL ADAPTERS)



LOCATION	PIN	PIN ON EDSFF CONNECTOR
J3	PRNSTO#	A12
	DUALPORT_EN#	B9
	PERST1#	A11
	PERST0#	B10
	GROUND	All GND's
	SMBRST#	A9
	SMBDAT	A8
	SMBCLK	A7
J4	12V	B1/B2/B3/B4/B5/B6
	GROUND	All GND's
	3V3_AUX	B11
	GROUND	All GND's
	PWRDIS	B12
	LED/ACTIVITY	A10
	RFU	B8
	MFG	B7